

Ever wish you could do more for your patients worried about breast cancer risk?



Offer a breast cancer risk assessment test that detects cellular changes within breast ducts early, before larger, potentially cancerous lesions might develop?



A test that will document your diligence in evaluating breast health?




A test that is noninvasive, objective, repeatable?



A test that takes your staff just 5 minutes to administer in your office?



An actual Pap test for the breast?



Finally, you can.

Introducing HALO – the world's first automated, reliable method to assess breast cancer risk and keep your patients informed.

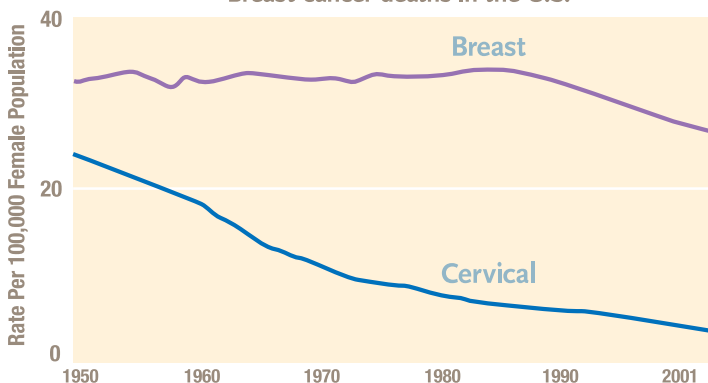
HALO. Here now.

HALO™
NAF Collection System

www.PapTestfortheBreast.com

Modest progress has been made in reducing breast cancer deaths.

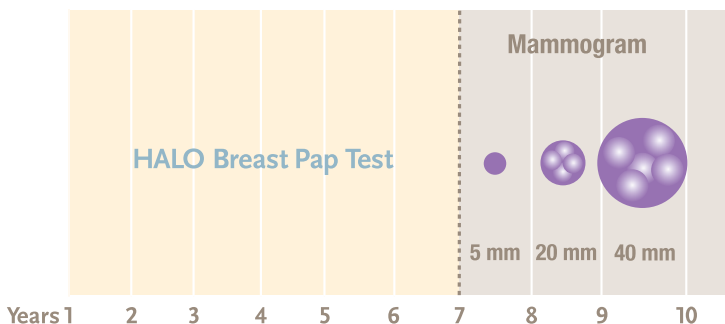
Breast cancer deaths in the U.S.



Source: American Cancer Society, Surveillance Research 2005

HALO identifies abnormal cells years earlier than a mammogram.

Abnormal Cell Growth Detection



NEOMATRIX
Breast Health Solutions™

16 Technology Drive, Suite 118,
Irvine, California 92618
Tel: 949.753.7844 Toll free: 800.600.2613
www.neomatrix.com